

EcuTek

ROM Keying Guide

v1.4

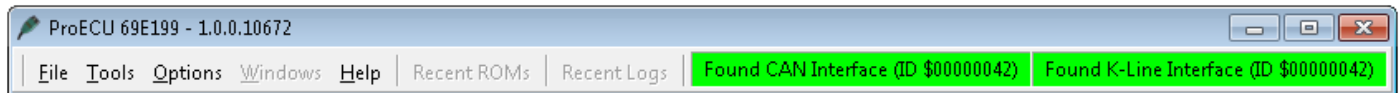
Introduction

EcuTek software allows customers to protect their modified ROM files by 'keying' or binding the ROM to a specific Dongle. By creating a keyed ROM with a Customer ID (Dongle ID), the ROM file is effectively secured from being edited or programmed by any other user. A ROM file can be created with a second customer ID to enable it to be sent to a customer so that they can program their car without being able to edit or explore the ROM file.

For example:

A tuner with an EcuTek Dongle ID of '66 66 66' ROM keyed a ROM file for a customer with a Dongle ID of '77 77 77'. That ROM file can only be selected for **programming** using Dongle '66 66 66' and Dongle '77 77 77'. The ROM file can only be opened for **editing** using Dongle '66 66 66' however. If this keyed ROM file is sent to any other EcuTek tuner, that tuner will **not** be able to open the file for programming or editing.

Creating a ROM Keyed file



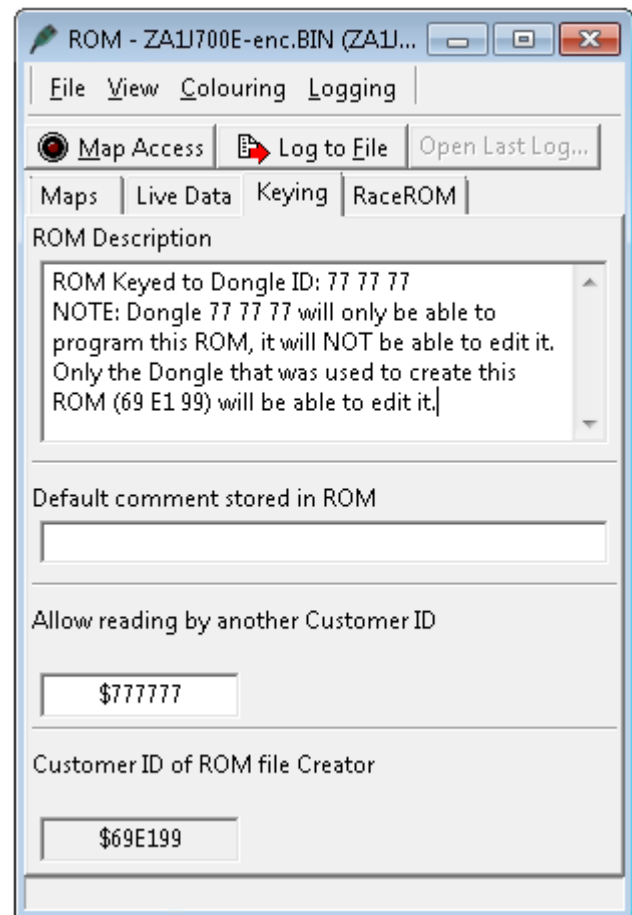
To create a ROM keyed file, first open a ROM file and then go to the 'Keying' tab.

Type in the customer's Dongle ID in the box under 'Allow reading by another Customer ID'.

The Dongle ID used to open the ROM file will be saved under 'Customer ID of ROM file Creator'. This ID will become the only Dongle ID that can open this ROM file for editing.

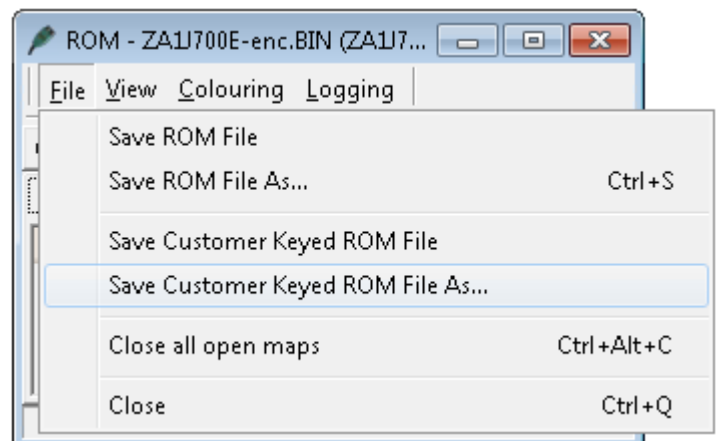
NOTE: The Creator of the ROM keyed file will have full editing and programming permissions, however the Customer will only be able to program the ROM.

For example: Dongle '77 77 77' will only be able to program this ROM, not edit it. Only the Dongle that was used to create this ROM keyed file will be able to edit it.



To save the ROM keyed file, go to the file menu of the ROM editing window (not the main ProECU window) and select 'Save Customer Keyed ROM File As...'

Give the ROM file a descriptive name, such as: "ZA1J700E-enc-ROMKEYED-77 77 77.bin"



Resetting a ROM keyed file

Change the 'Allow reading by another Customer ID' to **000000** so that it can be opened for editing by any dongle. Then select 'Save ROM File As...' and save the file with a new filename.

Troubleshooting

The following error will occur when a ROM file that has been ROM keyed to a different Customer ID (dongle) is opened for programming:

